

QuecPython PH-7(C4-P02) 核

LPWA<E Standard



" "

" "



..... 3

..... 4

..... 4

..... 6

1 7

.....

.....

2 8

3 9

4 11

.....

.....

.....

.....

.....

.....

.....

.....

.....

.....

5 15

6 17

.....

.....

7 19

.....

.....

.....

8 20

.....

.....
.....
.....
.....
.....
..... !
.....





1

设计理念:

1.1.

1.2.

2



1 PH-7(C4-P02)

3 核

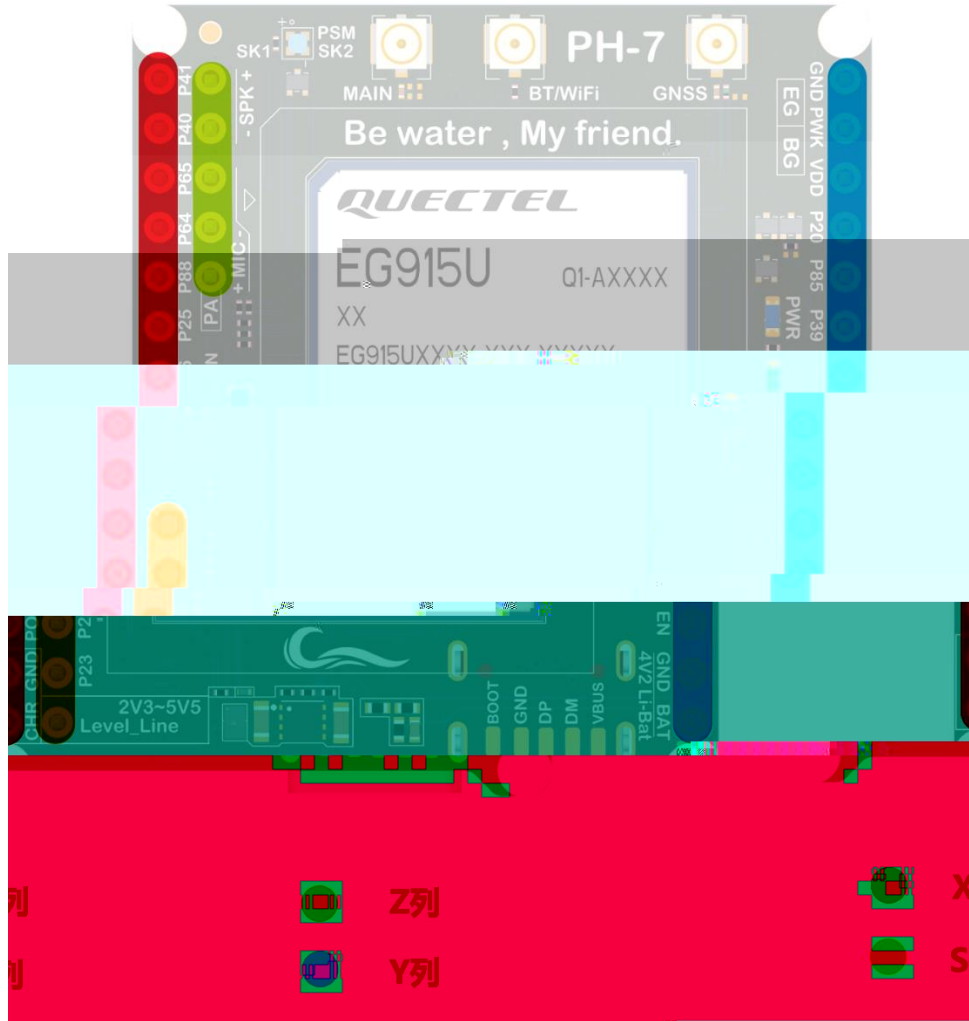
PH-7



USB		5. 1V: 3A	5V: 2A
		16V: 3A	5V: 2A
BAT	3. 7V		

4

4.1.



GPIO14		BG_CS1		BG&EG_SDA1	P41	X1	S1	SPK_N	Y1	GND					
GPIO13		BG_CLK1		BG&EG_SCL1	P40	X2	S2	SPK_P	Y2	POWERKEY					
BG_GPIO16	BG_RX2	BG_MISO1			P65	X3	S3	MIC_N	Y3	VDD_EXT					
GPIO15	BG_TX2	BG_MOSI1		EG_MOSI0	P64	X4	S4	MIC_P	Y4	P20			EG_PWM0	BG_GPIO22	EG_GPIO16
GPIO21				EG_MISO0	P88	X5	S5	PA	Y5	P85		BG_PWM1		BG_GPIO18	EG_GPIO18
GPIO9		BG_SDA2	BG_CS0	EG_CS0	P25	X6									

4.2.

4.2.1. USB

Type-C	USB				
			5V-16V	X13 X14	Y13 Y14
			4.2V		
	USB	CHRG	X14		

4.2.2.

1		VIN	
2	EN	Y12	DCDC

4.2.3.

	3.3V	IC			
LT_EN	Y10		LT_EN	Y10	1V8 Y11

4.2.4. GNSS

GNSS		BG95		
1	AT	AT+QPGS=1	GNSS	
2				
	P37	GNSS	GNSS	P37

4.2.5. SD SIM

EG912UGLAA		SD		SD		P36		SD
	SD	SIM2	SD			SIM2		SIM2
SD								

4.2.6. Flash

Flash		Flash
-------	--	-------

4.2.8. ADC

ADC

4.2.9.

PSM

QuecPython

4.2.10. PSM

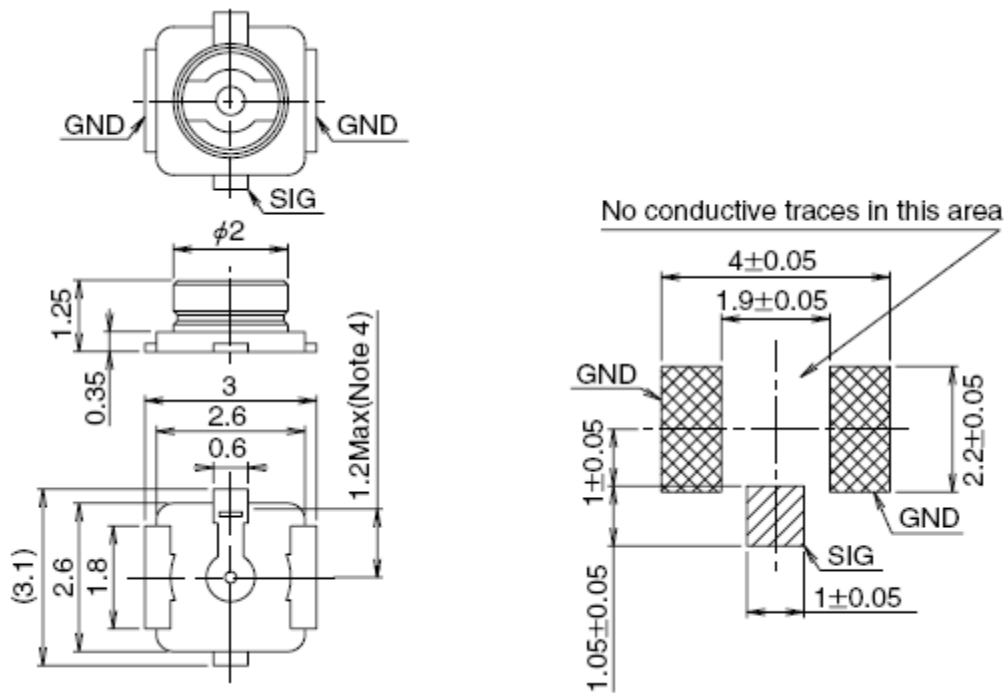
	PSM	PSM
1	POWERKEY	
2	PON X12	X12 X11

1.

2.

3.

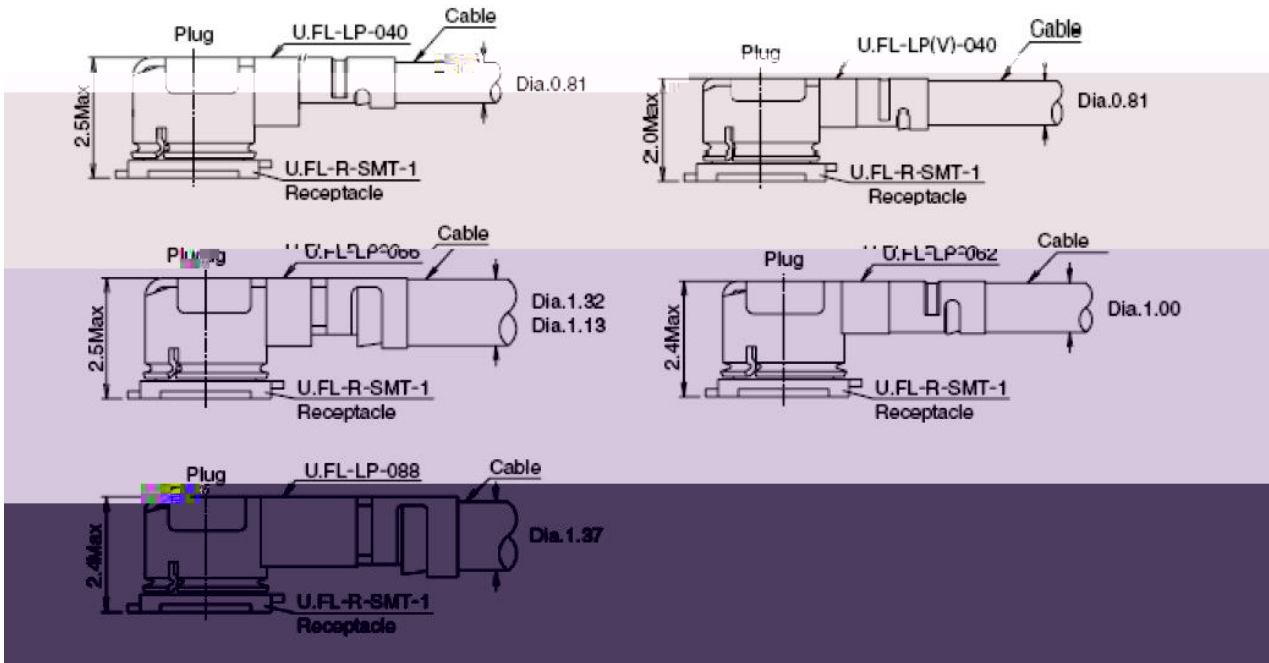
5



3

Part No.	U.FL-LP-040	U.FL-LP-066	U.FL-LP(V)-040	U.FL-LP-062	U.FL-LP-088
Mated Height	2.4mm Max. (2.4mm Nom.)	2.4mm Max. (2.4mm Nom.)	2.3mm Max. (1.9mm Nom.)	2.3mm Max. (2.3mm Nom.)	2.3mm Max. (2.3mm Nom.)
	Dia. 1.13mm and				
Weight (mg)	71.7	63.7	62.1	34.8	46
RoHS	YES				

4 U.FL-LP



6.2.

±4000	±8000	V
±4000	±8000	V
±500	±1000	V

8

8.1.

[1] [QuecPython-PH-7C4-P02 Core Board Specification and User Guide V1.0.0](#)

[2] [QuecPython-PH-7C4-P02 Schematic Diagram](#)

[3] [QuecPython-PH-7C4-P02 Silkscreen](#)